



# Energy Usage Analysis & Reduction

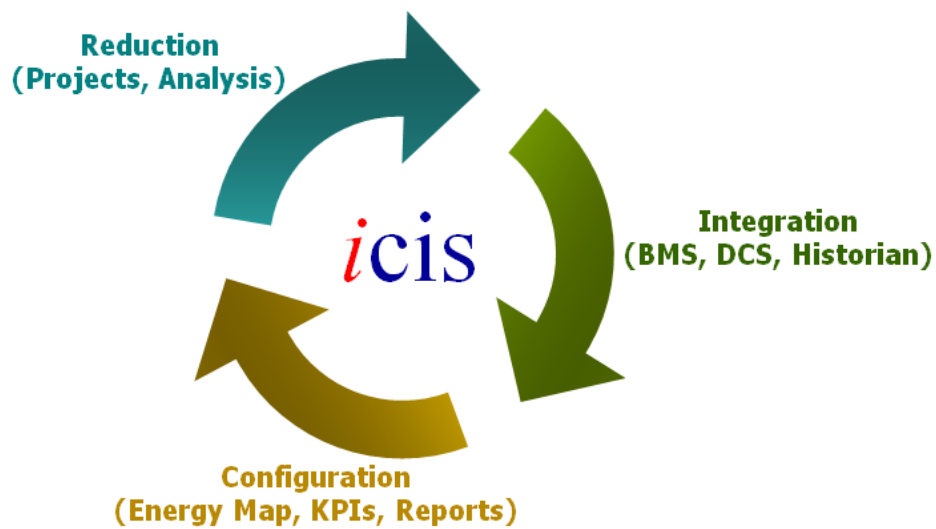
# Energy Savings

**Measure - Review - Reduce**

## Energy Analysis without Metering

The **ICIS Sustainability Platform** is a unique web based monitoring and reporting application that utilizes ICIS Virtual Metering (Patented) to leverage your sites existing infrastructure; such as BMS and Process Control systems, and translate their raw process data into Energy consumption information. Through this unique method ICIS enables you to identify your energy consumption and costs for a single device right up to Building and Equipment levels without having the investment overhead of hardwired meters or infrastructure.

With ICIS software at the core of your Energy reduction program you'll reap the benefits of a cost effective solution offering targeted analysis, historical reviews and subsequent reduced Energy consumption, Emission generation and costs.



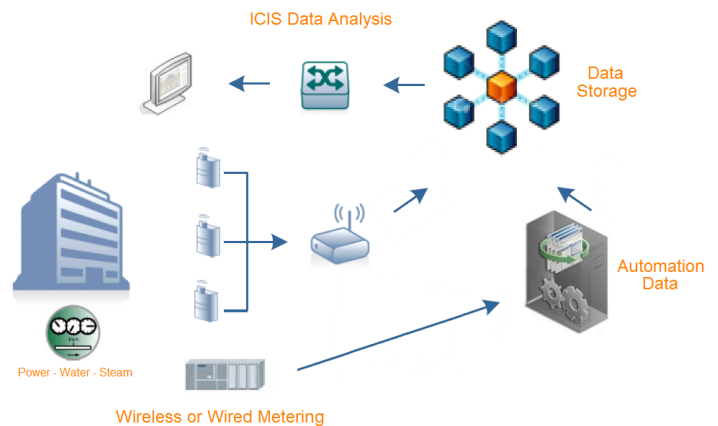
***“Release sustainability information from the shop floor to the board room and realise your sites savings potential”***

The ICIS Sustainability Platform allows for the creation of complete energy map profiles, carbon emission scoping and cost centre assignment for buildings and equipment. Utilising the latest in Web technology, ICIS energy analysis and reporting tools empower you to identify and reduce your consumption and costs like never before. With ICIS software, sustainability will become a Managerial and Operational Performance Indicator that creates a vital monitored component of day to day business.

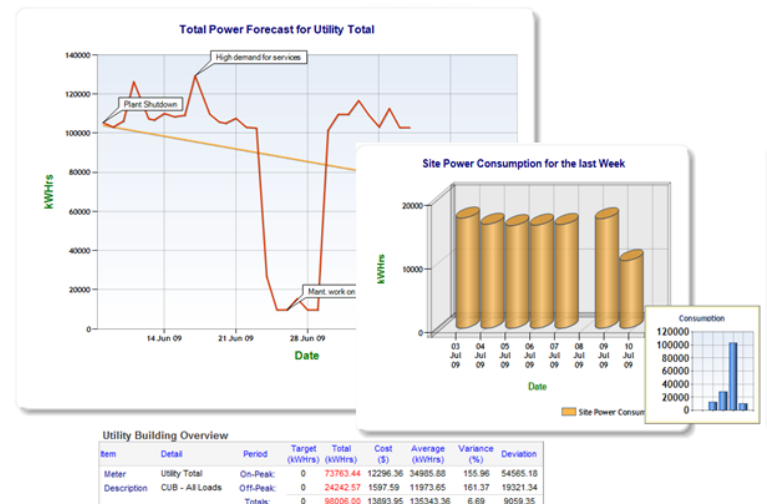
## The ICIS Advantage

- Meter-free Energy Monitoring utilising your Control & Historian System data removing the need for new metered hardware.
- The ability to Backfill Energy information for a site from control systems enabling instant historical reviews and Energy profiling.
- ICIS Virtual Metering (Patented) enables unrivalled consumption & cost saving analysis of Processes, Cells and Equipment right down to the device level such as drives.
- With connectivity to wired and wireless metering devices and over 30 types of Virtual meters available for Power, Water and Steam you're offered an unrivalled flexibility in configuration.
- Analysis tools such as CUSUM, Statistical Analysis, Overlay Trending, Forecasting and Annotations provide users with the information they require to identify and reduce consumption, emissions and build cost per batch reports .
- A user configurable Web based solution removing the need for any client based installations.
- Integration of a sites Energy Map and Emission profile into its Business Information Systems offers a complete sustainability solution.
- Qualifies for Enhanced Capital Allowance in the UK and Ireland enabling a tax write off for the product and installation costs.

## Energy Infrastructure



## Feature Rich Visuals



## Modular Analysis



Monitor and Review all your Energy & Emission information on a modular or combined bases thus organising information into relevant streams to target and focus actions in a coordinated manner.